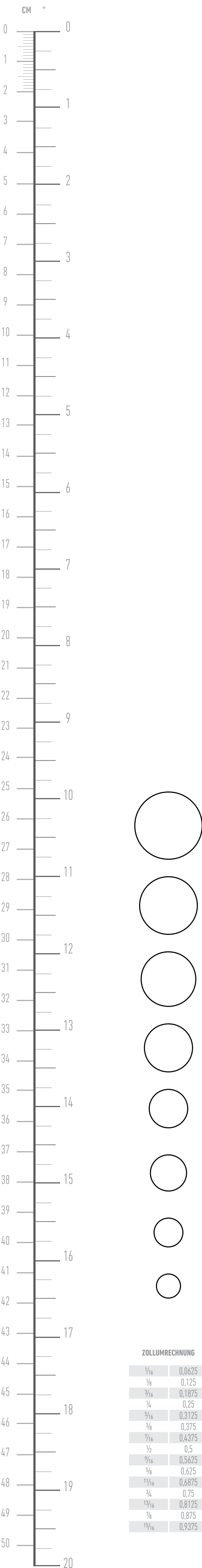

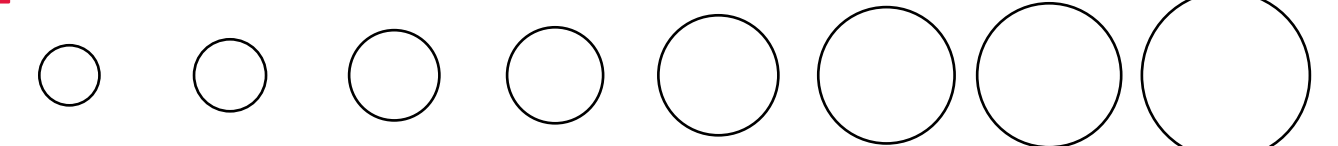


TITAN TINES-REFERENZTABELLE



ZOLLRECHNUNG

1/16"	0,0625
1/8"	0,125
3/16"	0,1875
1/4"	0,25
5/16"	0,3125
3/8"	0,375
7/16"	0,4375
1/2"	0,5
9/16"	0,5625
5/8"	0,625
11/16"	0,6875
3/4"	0,75
13/16"	0,8125
7/8"	0,875
15/16"	0,9375

Drehl. Massiv	Ersatzteilnummer	Länge	ID	TITAN Max	TITAN Max Beschreibung	TITAN Max, Innen	Außen	Wanddicke	Durchmesser der Aufnahme										
									7,9 mm (0,313")	9,5 mm (0,375")	12,0 mm (0,47")	12,7 mm (0,50")	15,9 mm (0,625")	18,0 mm (0,71")	19,0 mm (0,75")	22,2 mm (0,875")			
TITAN Quad																			
	108-9184	114,3 mm (4,50")	4,3 mm (0,25")	108-9112	TITAN Quad Max	5,8 mm (0,23")	9,1 mm (0,36")	1,3 mm (0,052")											
	108-9185	114,3 mm (4,50")	8,3 mm (0,32")	108-9114	TITAN Quad Max	7,1 mm (0,28")	11,7 mm (0,46")	1,6 mm (0,063")											
	108-9186	114,3 mm (4,50")	10,3 mm (0,41")	108-9116	TITAN Quad Max	9,6 mm (0,38")	14,0 mm (0,55")	1,6 mm (0,063")											
	108-9293	114,3 mm (4,50")	12,2 mm (0,48")				14,7 mm (0,58")	1,6 mm (0,063")											
	138-9327	127,0 mm (5,00")	6,3 mm (0,25")	108-9120	TITAN Quad Max	5,8 mm (0,23")	9,1 mm (0,36")	1,3 mm (0,052")											
	137-4526	127,0 mm (5,00")	8,3 mm (0,32")	108-9122	TITAN Quad Max	7,1 mm (0,28")	11,7 mm (0,46")	1,6 mm (0,063")											
	137-4527	127,0 mm (5,00")	10,3 mm (0,41")	108-9124	TITAN Quad Max	9,6 mm (0,38")	14,0 mm (0,55")	1,6 mm (0,063")											
	137-4529	127,0 mm (5,00")	12,2 mm (0,48")				14,7 mm (0,58")	1,6 mm (0,063")											
	108-9290	127,0 mm (5,00")	10,3 mm (0,41")				14,0 mm (0,55")	1,6 mm (0,063")											
TITAN Kreuz																			
	108-9215	114,3 mm (4,50")		112-1310	TITAN Kreuz Max		9,6 mm (0,38")												
	108-9216	114,3 mm (4,50")					12,7 mm (0,50")												
	108-9217	114,3 mm (4,50")					15,7 mm (0,62")												
	108-9218	139,7 mm (5,50")					9,6 mm (0,38")												
	108-9219	139,7 mm (5,50")		112-1311	TITAN Kreuz Max		12,7 mm (0,50")												
	108-9220	139,7 mm (5,50")					15,7 mm (0,62")												
	108-9221	114,3 mm (4,50")		112-1312	TITAN Kreuz Max		16,0 mm (0,63")												
	108-9222	114,3 mm (4,50")					19,0 mm (0,75")												
	108-9223	114,3 mm (4,50")					12,7 mm (0,50")												
	108-9224	139,7 mm (5,50")		112-1313	TITAN Kreuz Max		16,0 mm (0,63")												
	108-9225	139,7 mm (5,50")					16,0 mm (0,63")												
	108-9226	139,7 mm (5,50")					19,0 mm (0,75")												
	108-9227	165,1 mm (6,50")		112-1314	TITAN Kreuz Max		12,7 mm (0,50")												
	108-9228	165,1 mm (6,50")					15,7 mm (0,62")												
	108-9229	165,1 mm (6,50")					19,0 mm (0,75")												
	108-9230	139,7 mm (5,50")					22,4 mm (0,88")												
TITAN Rund																			
	108-9230	114,3 mm (4,50")					5,1 mm (0,2")												
	108-9231	114,3 mm (4,50")					6,4 mm (0,25")												
	108-9232	114,3 mm (4,50")					7,6 mm (0,30")												
	108-9233	114,3 mm (4,50")					9,6 mm (0,38")												
	108-9234	139,7 mm (5,50")					5,1 mm (0,2")												
	108-9235	139,7 mm (5,50")					6,4 mm (0,25")												
	108-9236	139,7 mm (5,50")					7,6 mm (0,30")												
	108-9237	139,7 mm (5,50")					9,6 mm (0,38")												
	108-9238	127,0 mm (5,00")					16,0 mm (0,63")												
	108-9198	114,3 mm (4,50")					6,4 mm (0,25")												
	108-9199	114,3 mm (4,50")					7,6 mm (0,30")												
	108-9200	114,3 mm (4,50")					8,9 mm (0,35")												
	108-9201	114,3 mm (4,50")					10,2 mm (0,40")												
	108-9202	114,3 mm (4,50")					12,7 mm (0,50")												
	108-9203	114,3 mm (4,50")					15,2 mm (0,60")												
	108-9204	139,7 mm (5,50")					6,4 mm (0,25")												
	108-9205	139,7 mm (5,50")					7,6 mm (0,30")												
	108-9206	139,7 mm (5,50")					8,9 mm (0,35")												
	108-9207	139,7 mm (5,50")					10,2 mm (0,40")												
	108-9208	139,7 mm (5,50")					12,7 mm (0,50")												
	108-9209	139,7 mm (5,50")					15,2 mm (0,60")												
	108-9244	139,7 mm (5,50")					19,0 mm (0,75")												
	108-9210	165,1 mm (6,50")					7,6 mm (0,30")												
	108-9241	165,1 mm (6,50")					8,9 mm (0,35")												
	108-9242	165,1 mm (6,50")					10,2 mm (0,40")												
	108-9212	165,1 mm (6,50")					12,7 mm (0,50")												
	108-9213	165,1 mm (6,50")					15,2 mm (0,60")												
	108-9214	165,1 mm (6,50")					19,0 mm (0,75")												
	108-9245	165,1 mm (6,50")					19,0 mm (0,75")												
	108-9246	139,7 mm (5,50")					19,0 mm (0,75")												
	108-9247	139,7 mm (5,50")					22,4 mm (0,88")												
	108-9248	165,1 mm (6,50")					19,0 mm (0,75")												
	108-9249	165,1 mm (6,50")					22,4 mm (0,88")												
TITAN Stech-Tines																			
	108-9239	114,3 mm (4,50")					19,0 mm (0,75")												
	108-9240	139,7 mm (5,50")					19,0 mm (0,75")												
	108-9241	165,1 mm (6,50")					19,0 mm (0,75")												
	108-9242	139,7 mm (5,50")					19,0 mm (0,75")												
	108-9243	165,1 mm (6,50")					19,0 mm (0,75")												
Classic																			
	66-9140	120,7 mm (4,75")	7,6 mm (0,30")				11,2 mm (0,44")	0,9 mm (0,035")											
	66-9140	120,7 mm (4,75")	10,2 mm (0,40")				12,7 mm (0,50")	1,2 mm (0,047")											
	59-3670	120,7 mm (4,75")	12,7 mm (0,50")				16,0 mm (0,63")	1,2 mm (0,047")											
	104-0984	146,0 mm (5,75")	13,0 mm (0,51")				16,0 mm (0,63")	1,5 mm (0,058")											
	105-1180	165,1 mm (6,50")	14,5 mm (0,57")				16,8 mm (0,66")	1,5 mm (0,058")											
	106-8943	165,1 mm (6,50")	13,0 mm (0,51")				16,0 mm (0,63")	1,5 mm (0,058")											
	62-4600	120,7 mm (4,75")	15,2 mm (0,60")				19,0 mm (0,75")	1,7 mm (0,065")											
	86-9720	146,0 mm (5,75")	15,2 mm (0,60")				19,0 mm (0,75")	1,7 mm (0,065")											
TITAN Fairway																			
	104-9876	146,0 mm (5,75")	13,0 mm (0,51")				19,6 mm (0,77")	3,0 mm (0,120")											
	104-9875	146,0 mm (5,75")	13,0 mm (0,51")				22,4 mm (0,88")	3,0 mm (0,120")											
	92-7941	120,7 mm (4,75")	16,3 mm (0,64")				20,3 mm (0,80")	3,1 mm (0,122")											
	92-7900	146,0 mm (5,75")	16,3 mm (0,64")				20,3 mm (0,80")	3,1 mm (0,122")											
	104-9877	146,0 mm (5,75")	16,3 mm (0,64")				23,4 mm (0,92")	3,0 mm (0,120")											
TITAN HD Fairway																			
	108-9240	146,0 mm (5,75")	13,0 mm (0,51")				17,8 mm (0,70")	3,1 mm (0,122")											
	108-9241	146,0 mm (5,75")	13,0 mm (0,51")				20,3 mm (0,80")	3,1 mm (0,122")											
	108-9244	146,0 mm (5,75")	16,3 mm (0,64")				20,3 mm (0,80")	3,1 mm (0,122")											
	108-9245	146,0 mm (5,75")	16,3 mm (0,64")				23,4 mm (0,92")	3,1 mm (0,122")											
TITAN Split																			
	112-5121	146,05 mm (5,75")	16,3 mm (0,64")				22,4 mm (0,88")	3,0 mm (0,120")											
	112-5122	146,05 mm (5,75")																	